













Deanery C.E. Primary School

Programme of Work in Reception
AUTUMN TERM 2016

The governments publication explaining the Early Years curriculum and its prime and specific areas can be found at http://www.foundationyears.org.uk/files/2015/01/EYFS_Parents_Guide-amended1.pdf and will also direct you as to how subject specific areas such as PSED, PE, English, Maths, Design and Technology, Science, RE, Geography, History and Music fit into the **EARLY LEARNING GOALS**.

<p>Themes</p>	<ul style="list-style-type: none"> • Autumn 1 (first half term) – Colour and Shape • Autumn 2 (second half term) – Food 
<p>Communication and Language / Literacy</p>  	<ul style="list-style-type: none"> • To hear, say and write sounds using the Jolly Phonics scheme. • To develop our speaking and listening through acting out stories and taking part in productions and performances. • To begin to look at how words are made, through their sounds and to begin to read and spell them, encoding and decoding CVC words. • To write for a variety of purposes including lists, invitations, labels and name writing. • To practice writing our full name.
<p>Mathematics</p> 	<ul style="list-style-type: none"> • To count to 20. • To recite number names from a given number. • To begin to record numbers. • To recognise and name 2d shapes. • To compare 2 lengths and understand the associated language. • To compare 2 heights and understand the associated language. • To attempt basic addition. • To order numbers to 10. • To understand concepts of time, today, tomorrow, yesterday.
<p>Understanding the World</p>  	<ul style="list-style-type: none"> • To understand about others and about our own beliefs from looking at Noah's Ark, Harvest festival, Nativity and other religious festivals. Diwali, Eid and Bonfire night • To understand me, how I have grown and what I have achieved. • To develop mouse skills on the computer.

<p>Expressive Arts and Design</p> 	<ul style="list-style-type: none"> • To explore sounds using musical instruments, maintaining a steady beat • To explore colour, texture, shape, form and space in 2 or 3 dimensions, by making models and responding to text. • To develop imagination through role play and drama.
<p>Physical Development</p> 	<ul style="list-style-type: none"> • To begin to dress and undress independently. • To show awareness of space, and be aware of others around us. • To recognise the changes that happens to our bodies when we are active. • To develop fine motor skills developing the skills of cutting and pencil control. • To use small equipment to develop throwing and catching, rolling and balancing. • To continue to develop fine motor skills including pencil control, threading and cutting skills.
<p>Personal, Social and Emotional Development</p> 	<ul style="list-style-type: none"> • To understand that there needs to be agreed values and codes of behaviour and to produce class rules. • To select and use activities and resources independently. • To be able to share • To make friendships • To follow school expectations.
<p>Homework</p> 	<ul style="list-style-type: none"> • To practise recognising our Jolly phonics sounds • To share our reading books daily. • To regularly count and talk about maths concepts.